

Catch the Icon Game

By: St. Verena and the Three Holy Youth

Innovative Christian game – for fun occasions (All Saints night)



Kinect
Sensor

Kinect Sensor
Laptop Adapter

Laptop

Required Components

1 - On The **Left**: The Kinect Sensor

https://www.amazon.com/Xbox-One-Kinect-Sensor/dp/B00INAX3Q2/ref=sr_1_3?ie=UTF8&qid=1506371173&sr=8-3&keywords=kinect+sensor

2 – On the **Right**: The Kinect Sensor adapter in order to connect it to the laptop.

https://www.amazon.com/Xbox-Kinect-Adapter-One-Windows-10/dp/B01GVE4YB4/ref=sr_1_2?s=videogames&ie=UTF8&qid=1506371396&sr=1-2&keywords=kinect+sensor+pc+adapter



3 – A Big Screen TV with its stand. It enhances the game experience



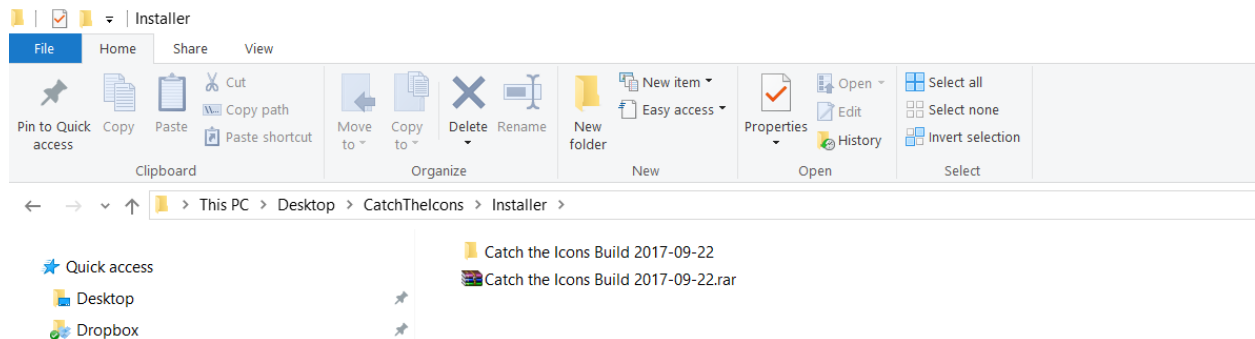
Software Installation:

The software is a very easy manual installation

Step 1 :

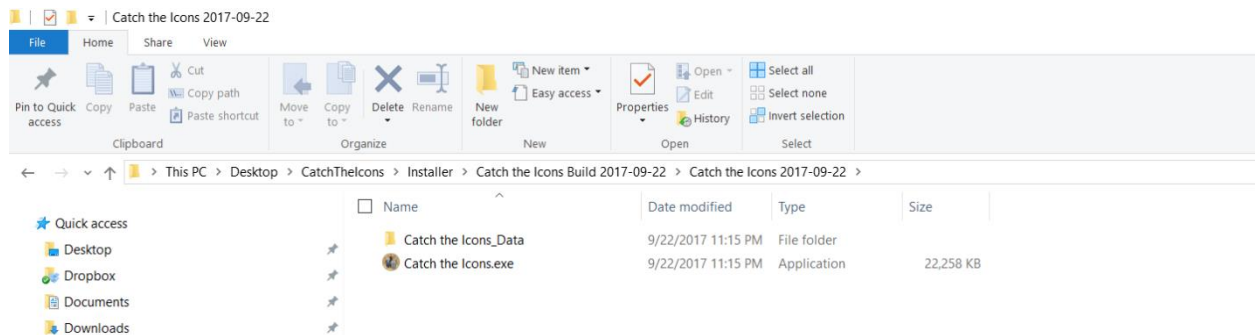
Down load that zipped file (a .rar file) from ThinkersForChrist.com

And Unzip it (when it is unzipped it will give you the top folder)



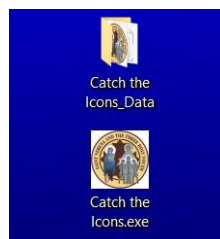
Step 2

Double click till you get to the following files



Step 3

Pull these files to the desktop



Step 4

Connect the Kinect and aim it towards the player

Double click the “Catch the icon.exe” file –

Step 5 : Use your Hand to put it on the menu, and make a “Fist” with your hand to while it is on the menu item